



Passenger Car, SUV and Light Truck
PRODUCT GUIDE | SUMMER 2025

TABLE OF CONTENTS

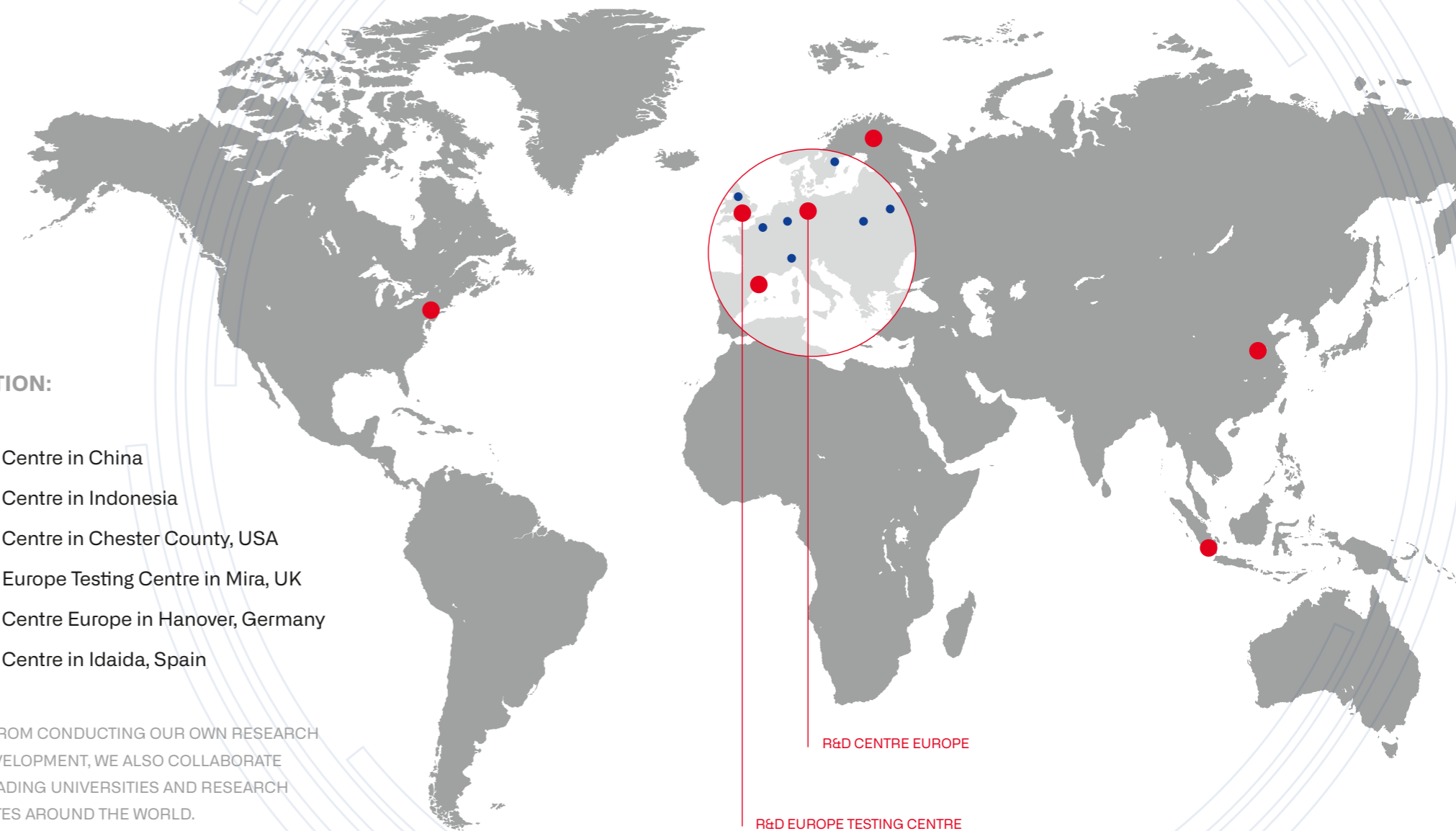
R&D Centre Europe	3
Summer Tire Range	4
Corporate Social Responsibilities	6
<hr/>	
PCR & SUV	
SportActive 2 EV – Electrify your journey	8
SportActive 2 EV READY – Active control for sporty driving	12
SportActive RFT – Continue your journey, no matter what	16
TouringActive EV READY – The ideal blend of comfort, safety and energy efficiency	18
FE2 EV READY – The all-rounder for a relaxed and enjoyable journey	20
FE1 City – Urban mobility with confident handling	24
ClimateActive EV READY – Dynamic driving across changing weather conditions, all year round	26
4Seasons – For every weather condition in all seasons	28
<hr/>	
TRANSPORTER	
MAXMILER Pro – Dependable, long lasting commercial van tire	30
MAXMILER Allseason 2 EV READY – All season tire for light truck commercial operations	32
<hr/>	
PATTERN OVERVIEW	34

GLOBAL R&D CENTRES

LOCATION:

- ▲ R&D Centre in China
- ▲ R&D Centre in Indonesia
- ▲ R&D Centre in Chester County, USA
- ▲ R&D Europe Testing Centre in Mira, UK
- ▲ R&D Centre Europe in Hanover, Germany
- ▲ R&D Centre in Idaida, Spain

APART FROM CONDUCTING OUR OWN RESEARCH AND DEVELOPMENT, WE ALSO COLLABORATE WITH LEADING UNIVERSITIES AND RESEARCH INSTITUTES AROUND THE WORLD.



Summer Tire Range

PCR & SUV



SportActive 2

NEW



SportActive RFT

NEW



TouringActive

PCR & SUV



FE2



FE1 City

TRANSPORTER



MAXMILER Pro

ALLSEASON

NEW



ClimateActive



4Seasons



MAXMILER AllSeason2

ELECTRIC VEHICLE



SportActive 2 EV

Corporate Social Responsibilities

MISSION & COMMITMENT

Giti Tire endorses the United Nations Sustainable Development Goals (SDGs) and incorporates them into each CSR activity. These goals cover a broad range of social and economic development issues. Included among them are poverty, hunger, health, education, climate change, gender equality, water sanitation, energy, environment, and social justice.



GREEN & EFFICIENT PRODUCTION



UNGC MEMBERSHIP



As part of the United Nations, the UNGC is a highly respected and important global business agreement, that requires a CEO and company commitment to adhering to the Ten Principles of the United Nations, including human rights, labor, environment, and anti-corruption. Giti is proud to join this exclusive and important compact in 2021, and continue to grow with it through an annual Communication on Progress, as well as other commitments.

FURTHER DETAILS ABOUT THE UNITED NATIONS GLOBAL COMPACT CAN BE SEEN ON THEIR WEBSITE HERE



GPSNR MEMBERSHIP



Giti Tire is proud to be a member of GPSNR (Global Platform for Sustainable Natural Rubber), a leading global organization dedicated to maintaining a fair, equitable, and environmentally sound natural rubber value chain. As tires directly relate to the environment, a focus on improving the process of rubber creation, procurement, and supply is very important to reducing societal impact and creating positive offsetting solutions for the industry.

YOU CAN LEARN MORE ABOUT GITI'S ENVIRONMENTAL AND OTHER SUSTAINABLE EFFORTS AT



REDUCE

Thanks to our design approach, our tires are lighter, consume less energy and last longer.



RENEW

We use eco_design materials from renewable resources.



REUSE

Our tires are repairable, regroovable, retreadable.



RECYCLE

We incorporate recycled materials into our new tires.



1 Green Energy

Giti utilizes alternative and clean energy methods, including solar panels to generate green electricity

3 Flue-Gas Desulfurization (FGD)

The desulfurization efficiency rate now exceeds 95%, reducing 190 tons since the previous year

2 Water Recycling

Continued recycling of water usage at Giti's plants has improved local environments

4 Green Certifications

Giti's plants throughout the world have received environmental management certification and passed clean production audits.

SportActive 2 EV

ELECTRIFY YOUR JOURNEY



THE DEDICATED TIRE FOR HIGH POWER ELECTRIC VEHICLES

FEATURES & BENEFITS

- ▲ **MORE RANGE WITH THE BATTERY, LESS RANGE ANXIETY**
New ULRR compound with 15% improved rolling resistance compared to normal UHP tire
- ▲ **IMPROVED COMFORT AND HANDLING**
Flexible casing material for better shock absorption
- ▲ **LOW NOISE DRIVING EXPERIENCE FOR EXTRA COMFORT**
Optimised tire pattern, with 69db and noise class A

LONG LASTING MILEAGE

- The SportActive 2 EV was tested in a long range mileage test, using a Tesla Model 3, against OE tire.
- Compared to the OE tire, the GT Radial lasted over 30% longer. Not only did the test confirm the signature GT Radial mileage performance, it also confirmed the endurance and perfect match between the new GT Radial and the Model 3, an EV known for its harshness on tires.

TOTAL TIRE LIFE BASED ON WEAR



Size: 235/45R18 - Vehicle: Tesla Model 3 - Independent test IFV

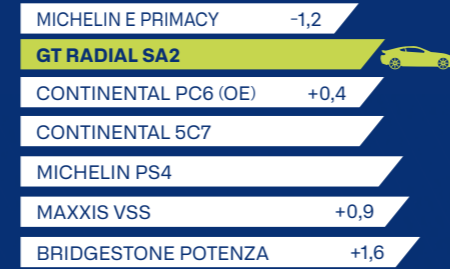


PERFORMANCE OF SPORTACTIVE 2 EV

EXTENDED E-RANGE

- The SportActive 2 EV utilized a new compound that delivers a very low rolling resistance.
- Combined with a weight reduction, the SportActive 2 EV delivers more mileage than standard tires, thereby reducing the range-anxiety typical of EV driving.
- The SportActive 2 EV allowed the Kia EV6 to travel longer and consume less energy than many premium UHP.

KWH CONSUMPTION



RANGE



Size: 255/45R20 - Vehicle: KIA EV6 - Independent test AM&S



RANGE 2025

RIM	EU SIZE	LI	EV READY	XL	EV READY	EV READY	EV READY	EV READY	EV READY	EPREL
18	235/45R18	98	Y	YES	XL	B	A	A	69	1966271
19	215/50R19	93	T	YES	SL	B	B	B	69	*
19	235/55R19	105	V	YES	XL	A	A	A	69	1966272
19	255/50R19	107	T	YES	XL	A	A	A	70	*
20	215/45R20	95	V	YES	XL	B	B	A	69	*
20	235/50R20	104	H	YES	XL	A	A	A	69	*
20	255/45R20	105	H	YES	XL	A	A	A	69	1966273





SportActive 2

ACTIVE CONTROL FOR SPORTY DRIVING



RIM	EU SIZE	LI			XL					EPREL
16	195/45R16	84	V		XL	D	A	A	69	1966083
16	205/45R16	87	W		XL	D	A	A	69	2018341
16	215/45R16	90	V		XL	D	A	A	69	2018379
17	205/45R17	88	Y		XL	D	A	A	69	2018431
17	205/40R17	84	W		XL	D	A	A	69	2018340
17	215/45R17	91	Y		XL	D	A	A	69	2018432
17	215/40R17	87	W		XL	D	A	A	69	2018342
17	225/45R17	94	Y		XL	D	A	A	69	1966027
17	235/45R17	97	Y		XL	C	A	A	69	1966084
17	245/45R17	99	W		XL	C	A	A	69	1966088
18	225/45R18	95	Y		XL	D	A	A	69	2018344
18	225/40R18	92	Y		XL	D	A	A	69	2018343
18	235/45R18	98	W		XL	C	A	A	69	1966030
18	235/45R18	98	Y		XL	C	A	A	69	1966251
18	235/40R18	95	Y		XL	D	A	A	69	2018383
18	245/45R18	100	Y	YES	XL	C	A	A	69	1966033
18	245/40R18	97	Y		XL	C	A	A	69	1966094
18	245/35R18	92	Y		XL	D	A	A	69	1966245
18	255/60R18	112	V		XL	B	A	A	69	1966246
18	255/55R18	109	Y		XL	C	A	A	69	1966098
18	255/45R18	103	W	YES	XL	C	A	A	69	1966096
18	255/35R18	94	Y		XL	D	A	A	69	1966091
19	225/45R19	96	Y		XL	C	A	A	69	2018382
19	225/40R19	93	Y		XL	C	A	A	69	2018381
19	225/35R19	88	Y		XL	D	A	A	69	2018380
19	235/55R19	105	W		XL	B	A	A	69	1966031
19	235/50R19	103	V	YES	XL	C	A	A	69	1966247
19	235/45R19	99	Y		XL	C	A	A	69	1966085
19	235/40R19	96	Y	YES	XL	D	A	A	69	1966029
19	235/35R19	91	Y		XL	D	A	A	69	1966028
19	245/45R19	102	Y	YES	XL	C	A	A	69	1966089
19	245/40R19	98	Y	YES	XL	C	A	A	69	1966087
19	245/35R19	93	Y		XL	D	A	A	69	1966032
19	255/55R19	111	Y	YES	XL	B	A	A	69	1966099
19	255/50R19	107	Y	YES	XL	B	A	A	69	1966097
19	255/40R19	100	Y	YES	XL	C	A	A	69	1966095
19	255/35R19	96	Y		XL	C	A	A	69	1966092
19	275/40R19	105	Y	YES	XL	B	A	A	69	1966101
20	235/45R20	100	V	Yes	XL	*	*	*	*	
20	245/45R20	103	Y	YES	XL	C	A	A	69	1966090
20	245/40R20	99	Y	Yes	XL	*	*	*	*	
20	245/35R20	95	Y		XL	D	A	A	69	1966086
20	255/50R20	109	Y		XL	B	A	A	69	1966248
20	255/45R20	105	W		XL	B	A	A	70	1966034
20	255/40R20	101	Y	Yes	XL	*	*	*	*	
20	255/35R20	97	Y		XL	C	A	A	69	1966093
20	265/45R20	104	Y		SL	C	A	A	69	1966100
20	275/45R20	110	Y	YES	XL	B	A	A	69	1966102
20	275/40R20	106	Y	YES	XL	B	A	A	70	1966035
21	275/45R21	110	Y		XL	C	A	A	69	1966249
21	295/35R21	107	Y		XL	B	A	A	69	2018384
22	275/40R22	107	Y		XL	C	A	A	69	1966250

Combination of grip and precise control

FEATURES & BENEFITS

PRECISE STEERING
Special sidewall contour enhances precision steering

SAFE DRIVING ON WET ROADS
Computer optimized groove design for fast water evacuation

RELIABLE GRIP
Predictable performance compound



Speed: **V-Y** Inch: **16-22** Series: **35-55**



LI Load Capacity Speed Rating PR Ply rating Fuel Efficiency Wet Grip Noise Grade Noise (dB)

Precise control meets driving pleasure

▲ **Innovative new tread compound** for extremely short braking distances – Wet label A

▲ **Balanced, stiff shoulders** for precise steering and immediate response

▲ **Strong center section** for high speed stability and dry braking

▲ **Optimized pattern block geometry** & sequence for low noise and smooth riding

▲ **3 Wide grooves** and an additional groove on the outer section for exceptional water drainage (5 grooves for >265mm)

▲ **Micro sipes** provide suction effect for enhanced grip



More information about the new GT RADIAL tire? Please scan QR-Code

SPORTACTIVE2 PERFORMANCE



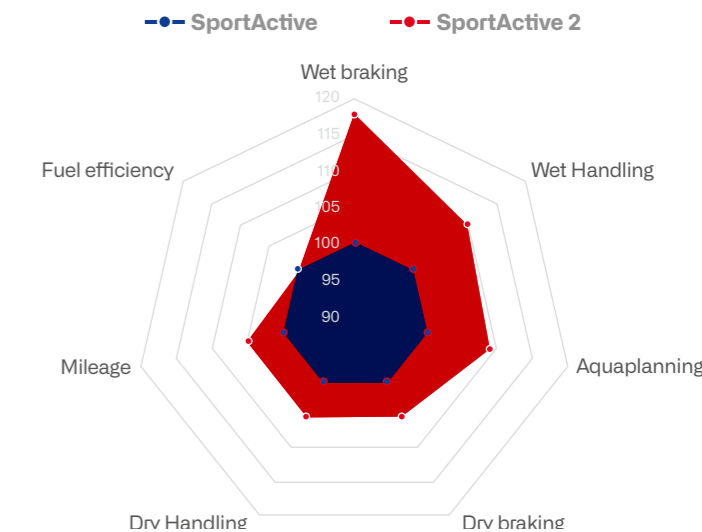
AQUAPLANING SPEED [km/h]

GT RADIAL SPORTACTIVE 2	82,3
KUMHO ECSTA PS71	80,7
NEXEN N'FERA SPORT (SU2)	79,6



DRY HANDLING PERFORMANCE [%]

GT RADIAL SPORTACTIVE 2	100,0 %
KUMHO ECSTA PS71	98,6 %
TOYO PROXES SPORT	95,9 %



Tests carried out by TÜV Süd on the request of Giti Tire in April-May 2021 at the facilities ATP Papenburg (Germany) for dry and wet tests with VW Golf, on tire size 235/35 R 19. GT Radial SportActive 2 compared to the performance of main competitors in the same segment: Toyo Proxes Sport, Nexen N'fera Sport (SU2) and Kumho Ecsta PS71. Annex Report No. 713209213-BM.



SportActive RFT

CONTINUE YOUR JOURNEY, NO MATTER WHAT



SportActive RFT

RIM	EU SIZE	LI		XL	3PMSF					VARIANT	EPREL
17	205/45R17	88	W	XL	M+S	C	B	B	71	SportActive A (RFT)	2140200
17	225/55R17	97	W	SL	M+S	C	B	B	71	SportActive (RFT)	2140202
17	225/50R17	98	W	XL	M+S	C	B	B	72	SportActive (RFT)	2140201
17	225/45R17	91	W	SL	M+S	C	B	B	72	SportActive (RFT)	2140203
18	225/50R18	95	W	SL	M+S	C	B	B	71	SportActive (RFT)	2140197
18	225/45R18	95	W	XL	M+S	C	B	B	72	SportActive (RFT)	2140198
18	225/40R18	92	W	XL	M+S	C	B	B	72	SportActive A (RFT)	2140199
18	245/50R18	100	W	SL	M+S	C	B	B	71	SportActive (RFT)	2140194
18	245/45R18	100	Y	XL	M+S	B	B	B	72	SportActive (RFT)	2140195
18	245/40R18	97	W	XL	M+S	C	B	B	71	SportActive (RFT)	2140196
18	255/55R18	109	W	XL	M+S	C	B	B	72	SportActive (RFT)	2140192
18	255/40R18	95	W	SL	M+S	C	B	B	71	SportActive A (RFT)	2140193
18	275/40R18	99	Y	SL	M+S	B	B	B	72	SportActive A (RFT)	2140191
19	235/55R19	101	V	SL	M+S	C	B	B	72	SportActive (RFT)	2140184
19	235/45R19	95	V	SL	M+S	C	B	B	72	SportActive A (RFT)	2140190
19	245/45R19	98	Y	SL	M+S	D	C	B	72	SportActive (RFT)	2140187
19	245/40R19	98	Y	XL	M+S	D	C	B	72	SportActive (RFT)	2140189
19	255/50R19	107	W	XL	M+S	D	C	B	72	SportActive (RFT)	2140182
19	275/35R19	96	Y	SL	M+S	D	C	B	71	SportActive (RFT)	2140186
20	245/40R20	99	Y	XL	M+S	D	C	B	72	SportActive A (RFT)	2140188
20	255/45R20	101	W	SL	M+S	D	C	B	72	SportActive (RFT)	2140183
20	275/40R20	106	W	XL	M+S	D	C	B	72	SportActive B (RFT)	2140181
20	275/35R20	102	Y	XL	M+S	D	C	B	71	SportActive B (RFT)	2140185
20	315/35R20	110	W	XL	M+S	D	C	B	72	SportActive B (RFT)	2140180

Continue driving without pressure

FEATURES & BENEFITS



REINFORCED SIDEWALL
The RFT can keep rolling at a speed of 80 km/h for 80 km even after its lost the air. That means you don't have to pull over to call for help or change a tyre, but instead you can reach your destination safely: Later you can take care of the punctured tyre.

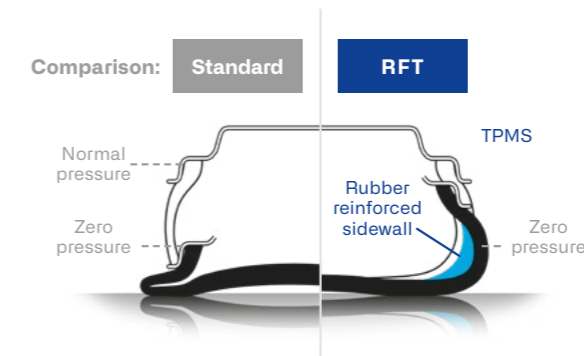


PRECISE STEERING
Special sidewall contour enhances precision steering



SAFE DRIVING ON WET ROADS
Computer optimized groove design for fast water evacuation

Run Flat Technology (RFT)



LI Load Capacity Speed Rating PR Ply rating Fuel Efficiency Wet Grip Noise Grade Noise (dB)

Speed: **V-Y** Inch: **17-20** Series: **35-55**





TouringActive

THE IDEAL BLEND OF COMFORT, SAFETY AND ENERGY EFFICIENCY



TouringActive

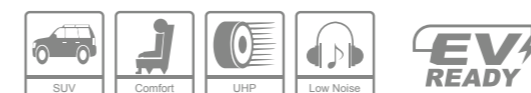
RIM	EU SIZE	LI		EV READY	XL					EPREL
18	245/50R18	100	Y	YES		B	B	A	68	2220089
19	225/55R19	103	V	YES	XL	C	B	A	69	2220088
20	235/45R20	100	V	YES	XL	C	B	A	69	2220092
20	235/55R20	102	W	YES		C	B	A	68	2220093
20	245/50R20	102	V	YES		C	B	A	68	2220090
20	255/55R20	110	W	YES	XL	B	B	B	71	2220087
20	275/50R20	113	W	YES	XL	B	B	B	71	2220091
21	235/45R21	101	V	YES	XL	C	B	A	69	2220086
21	255/40R21	102	Y	YES	XL	C	B	B	71	2220085
21	255/45R21	106	W	YES	XL	B	B	B	71	2220084
21	265/40R21	105	Y	YES	XL	C	B	B	71	2220083
21	265/45R21	108	W	YES	XL	C	B	B	71	2220094

The loyal companion for your SUV travel journeys

FEATURES & BENEFITS

- OPTIMISED PATTERN DESIGN**
 Dedicated new pattern delivering high levels of comfort, low noise levels, reliable safety on dry and wet roads, and consistent high mileage
- FINETUNED FOR ELECTRIC MOBILITY**
 Compatible for both combustion as well as electric vehicles for a total peace of mind
- FINETUNED COMPOUND FOR TOURING DRIVING**
 The new dedicated high silica compound grants the driver with a high level of safety with high levels of grip and at same time contributes to the driving comfort ensuring a pleasant and enjoyable journey

Speed: **V-Y** Inch: **18-21** Series: **40-55**



LI Load Capacity Speed Rating PR Ply rating Fuel Efficiency Wet Grip Noise Grade Noise (dB)



FE2

THE ALL-ROUNDER FOR A RELAXED AND ENJOYABLE JOURNEY



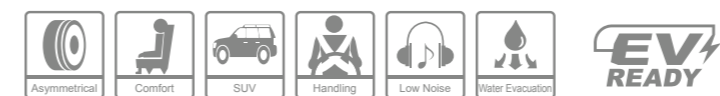
RIM	EU SIZE	LI			XL					EPREL
14	165/70R14	81	T		SL	D	A	B	69	1966056
14	175/65R14	82	T		SL	D	A	B	69	1966057
14	185/60R14	82	H		SL	D	A	B	69	2018356
15	175/65R15	84	T		SL	D	A	B	69	2018352
15	175/65R15	88	H		XL	C	A	B	70	2018353
15	185/65R15	88	T		SL	C	A	B	69	1966039
15	185/65R15	88	H		SL	C	A	B	69	1966016
15	185/65R15	92	T		XL	C	A	B	70	1966200
15	185/60R15	88	H		XL	C	A	B	69	1949553
15	185/55R15	82	H		SL	D	A	B	69	2018354
15	185/55R15	82	V		SL	D	A	B	69	2018355
15	195/65R15	91	H		SL	C	A	B	69	1966063
15	195/65R15	91	V		SL	C	A	B	69	1966064
15	195/65R15	95	H		XL	C	A	A	69	1965998
15	195/60R15	88	H		SL	C	A	B	69	1966061
15	195/60R15	88	V		SL	C	A	B	69	1966062
15	195/55R15	85	H		SL	D	A	B	69	2018357
15	195/55R15	85	V		SL	D	A	B	69	2018358
15	195/50R15	82	V		SL	D	A	B	69	1966058
16	195/60R16	89	H		SL	C	A	B	69	2018457
16	195/55R16	87	H	YES	SL	C	A	B	69	1966059
16	195/55R16	91	V		XL	C	A	B	70	1966060
16	205/60R16	92	H		SL	C	A	B	69	1966067
16	205/60R16	96	V	YES	XL	B	A	B	70	1966068
16	205/55R16	91	H		SL	C	A	B	69	1966065
16	205/55R16	91	V	YES	SL	C	A	B	69	1966000
16	205/55R16	91	W		SL	C	A	B	69	1966066
16	205/55R16	94	V		XL	C	A	B	70	1966198
16	215/60R16	99	V		XL	C	A	B	70	2018361
16	215/55R16	97	W		XL	B	A	B	70	1966069
16	225/55R16	99	W		XL	C	A	B	70	2018362
17	205/55R17	95	W		XL	C	A	A	69	2018321
17	205/50R17	93	W		XL	C	A	A	69	1965999
17	215/50R17	95	W		XL	C	A	B	70	2018359
17	225/55R17	101	Y		XL	C	A	A	69	2018324
17	225/50R17	98	Y		XL	C	A	A	69	2018323
17	235/65R17	108	V		XL	B	A	A	69	2018327
16	215/65R16	98	H	YES	SL	C	A	B	69	1966002
17	215/65R17	99	V		SL	C	A	B	69	2018322
17	215/60R17	96	H	YES	SL	C	A	B	69	1966001
17	215/55R17	94	W	YES	SL	C	A	B	69	1966070
17	225/65R17	102	V		SL	C	A	B	69	2018325
17	225/60R17	99	V		SL	C	A	B	69	2018364
17	235/55R17	99	V		SL	C	A	B	69	1966005
17	235/55R17	103	Y		XL	B	A	B	70	1966283
18	215/55R18	99	V	YES	XL	C	A	B	70	2018360
18	215/50R18	92	W	YES	SL	D	A	B	69	1966284
18	225/60R18	100	V		SL	C	A	B	69	2018365
18	225/55R18	98	V	YES	SL	C	A	B	69	2018363
18	225/55R18	102	W	YES	XL	B	A	B	70	1966285
18	225/50R18	99	W		XL	C	A	A	69	1966003
18	235/60R18	107	W	YES	XL	B	A	A	69	2018326
18	235/55R18	104	V	YES	XL	B	A	B	70	2018366
18	235/50R18	97	V		SL	C	A	B	69	1966004
18	235/50R18	101	Y		XL	B	A	B	70	1966286

The long lasting experience

FEATURES & BENEFITS

- LONG LASTING MILEAGE**
Specially designed polymers for wear resistance
- QUIET INTERNAL RIDE**
Optimized pitch sequence for reduced pattern noise
- SAFE ON WET ROADS**
Fast water evacuation with high speed water channeling system

Speed: **T-Y** Inch: **14-18** Series: **50-70**



LI Load Capacity Speed Rating PR Ply rating Fuel Efficiency Wet Grip Noise Grade Noise (dB)

The all-rounder for a relaxed and enjoyable journey

▲ **Innovative new tread compound** for extremely short braking distances – Wet label A

▲ **Advanced tire profile** with optimal pressure distribution. Excellent mileage and even wear

▲ **Improved rolling resistance** for lower emissions and fuel savings

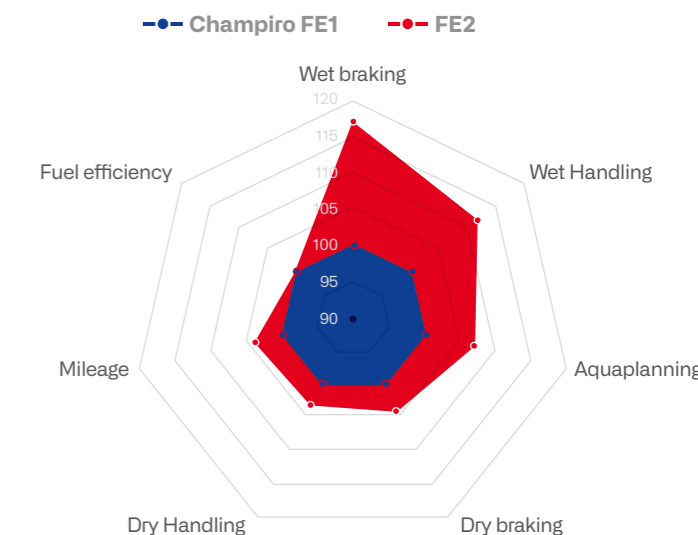
▲ **4 Wide grooves** for exceptional water drainage (3 grooves for sections <195)

▲ **Great driving comfort** and precise handling



More information about the new GT RADIAL tire? Please scan QR-Code

FE2 PERFORMANCE



BRAKING DISTANCE ON WET ROAD SURFACE
80 – 20 km/h, in meters

GT RADIAL FE2	27,8 m
KUMHO ECSTA HS51	29,1 m
NEXEN N'FERA PRIMUS	30 m



BRAKING DISTANCE ON DRY ROAD
100 – 0 km/h, in meters

GT RADIAL FE2	35,1 m
KUMHO ECSTA HS51	35,8 m
NEXEN N'FERA PRIMUS	36,0 m

Tests carried out by TÜV Süd on the request of Giti Tire in April-May 2021 at the facilities ATP Papenburg (Germany) for dry and wet tests with VW Golf, on tire size 205/50R17. GT Radial FE2 compared to the performance main competitors in the same segment: Nexen N'fera Primus and Kumho Ecsta HS51. Annex Report No. 713209213-BM.

FE1 City

URBAN MOBILITY WITH CONFIDENT HANDLING



FE1 City

RIM	EU SIZE	LI		XL					EPREL
13	145/80R13	79	T	XL	D	B	B	71	1965963
13	155/80R13	83	T	XL	D	B	B	71	2018316
13	165/80R13	83	T	SL	D	B	B	69	1965964
14	155/65R14	79	T	XL	C	B	B	71	2128173
14	165/65R14	83	T	XL	D	B	B	71	1965965
14	175/70R14	88	T	XL	D	B	B	71	2076453
14	185/70R14	88	H	SL	D	B	B	69	1965967
14	185/65R14	86	H	SL	D	B	B	69	1965966
14	195/70R14	91	H	SL	D	B	B	69	1965968
15	155/60R15	78	T	XL	D	B	B	71	1965969
15	165/65R15	85	T	XL	D	B	B	71	1965970
15	175/55R15	81	T	XL	D	B	B	71	1965971
16	185/55R16	87	V	XL	D	B	B	71	1965961

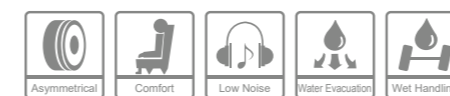
The reliable partner for the urban jungle

FEATURES & BENEFITS

LONG LIFE
Specially designed polymers for wear resistance

ROBUSTNESS IN THE CITY
Flexible casing material for better shock absorption

START-/ STOP PERFORMANCE
Optimized block design for interlocked road contact



LI Load Capacity Speed Rating XL Extraload Fuel Efficiency Wet Grip Noise Grade Noise (dB)

Speed: **T-V** Inch: **13-16** Series: **55-80**





ClimateActive

DYNAMIC DRIVING ACROSS CHANGING WEATHER CONDITIONS,
ALL YEAR ROUND



RIM	EU SIZE	LI			XL					EPREL
15	165/65R15	81	T	YES		D	B	B	69	*
15	175/55R15	77	T	YES		D	B	B	69	*
15	185/55R15	86	H	YES	XL	C	B	B	69	*
15	185/65R15	92	V	YES	XL	C	B	B	69	*
15	195/50R15	82	H	YES		C	B	B	70	*
15	195/55R15	85	H	YES		C	B	B	70	*
15	195/60R15	88	H	YES		C	B	B	70	*
15	195/65R15	95	V	YES	XL	C	B	B	70	*
16	195/55R16	91	V	YES	XL	C	B	B	70	*
16	195/60R16	93	V	YES	XL	C	B	B	70	*
16	205/55R16	94	V	YES	XL	C	A	A	69	2076543
16	205/60R16	96	H	YES	XL	B	B	B	70	*
16	215/65R16	102	V	YES	XL	C	A	B	70	*
16	215/70R16	100	H	YES		B	A	B	70	*
17	205/40R17	84	V	YES	XL	C	A	B	70	*
17	205/45R17	88	V	YES	XL	C	A	B	70	*
17	205/50R17	93	W	YES	XL	C	A	B	70	*
17	205/55R17	95	W	YES	XL	C	A	B	70	*
17	215/55R17	98	W	YES	XL	C	A	B	70	*
17	215/60R17	100	V	YES	XL	B	A	B	70	*
17	215/65R17	103	V	YES	XL	C	A	B	70	*
17	225/45R17	94	Y	YES	XL	C	A	B	70	*
17	225/50R17	98	W	YES	XL	C	A	A	69	2076545
17	225/55R17	101	Y	YES	XL	B	A	B	70	*
17	225/60R17	103	V	YES	XL	C	A	B	70	*
17	225/65R17	106	V	YES	XL	B	A	B	70	*
17	235/55R17	103	V	YES	XL	C	A	B	70	*
17	235/65R17	108	V	YES	XL	B	A	B	70	*
18	215/50R18	92	W	YES		C	A	B	70	*
18	215/55R18	99	V	YES	XL	C	A	B	70	*
18	225/40R18	92	Y	YES	XL	C	A	B	70	*
18	225/45R18	95	Y	YES	XL	C	A	B	70	*
18	225/50R18	99	W	YES	XL	C	A	B	70	*
18	225/55R18	102	V	YES	XL	C	A	B	70	*
18	225/60R18	104	W	YES	XL	B	A	B	70	*
18	235/45R18	98	Y	YES	XL	C	A	B	70	*
18	235/50R18	101	V	YES	XL	B	A	B	70	*
18	235/55R18	104	V	YES	XL	B	A	B	70	*
18	235/60R18	107	W	YES	XL	B	A	B	70	*
18	245/45R18	100	Y	YES	XL	B	A	B	70	*
19	215/50R19	93	H	YES		C	A	B	70	*
19	225/45R19	96	W	YES	XL	B	A	B	70	*
19	225/50R19	100	V	YES	XL	B	A	B	70	*
19	225/55R19	103	W	YES	XL	C	A	B	70	*
19	235/35R19	91	Y	YES	XL	C	A	B	70	*
19	235/40R19	96	Y	YES	XL	B	A	B	70	*
19	235/45R19	99	W	YES	XL	C	A	B	70	*
19	235/50R19	103	W	YES	XL	C	A	B	70	*
19	235/55R19	105	W	YES	XL	B	A	B	70	*
19	245/40R19	98	Y	YES	XL	C	A	B	70	*
19	245/45R19	102	W	YES	XL	C	A	B	70	*
19	255/45R19	104	Y	YES	XL	B	A	B	73	*
19	255/50R19	107	W	YES	XL	B	A	B	73	*
20	235/45R20	100	V	YES	XL	B	A	B	70	*
20	235/50R20	104	H	YES	XL	B	A	B	70	*
20	245/45R20	103	W	YES	XL	C	A	B	70	*
20	255/40R20	101	Y	YES	XL	B	A	B	73	*
20	255/45R20	105	W	YES	XL	B	A	B	73	*
20	275/45R20	110	Y	YES	XL	B	A	B	73	*
22	275/40R22	107	Y	YES	XL	B	A	B	73	*
22	285/40R22	110	Y	YES	XL	B	A	A	72	*



LI Load Capacity Speed Rating XL Extraload Fuel Efficiency Wet Grip Noise Grade Noise (dB)



Constant grip and safety,
no matter the season

FEATURES & BENEFITS



COMFORTABLE, QUIET JOURNEYS
The V shaped pattern with optimised pitch delivers a quite comfortable ride, that can be enjoyed all year long



SUSTAINABLE AND READY FOR ELECTRIFICATION WITH EV READY SIGNATURE
New profile and pattern, with a lighter construction, generates less rolling resistance and 10% reduced abrasion, delivering more mileage and lower consumption while keeping a low environmental footprint



CONSISTENT PERFORMANCES THAT LAST MANY YEARS OVER MULTIPLE SEASONS AND TRAVEL JOURNEYS
Dedicated new compound delivers the necessarily elasticity for winter traction and firm grip on summer roads.

Speed: **H-Y** Inch: **15-20** Series: **35-70**



4Seasons

FOR DIFFERENT WEATHER CONDITIONS
ALL YEAR ROUND



4Seasons

RIM	EU SIZE	LI		XL	3PMSF					EPREL
14	155/65R14	75	T	SL	3PMSF	D	B	B	71	2018467
14	165/70R14	85	H	XL	3PMSF	D	B	B	71	1966330
14	165/65R14	79	T	SL	3PMSF	D	B	B	71	2018468
14	175/65R14	86	T	XL	3PMSF	C	B	B	71	1966313
14	185/65R14	86	T	SL	3PMSF	C	B	B	71	1966315
14	185/60R14	82	H	SL	3PMSF	C	B	B	71	1966314
15	175/65R15	84	T	SL	3PMSF	C	B	B	71	1966316
15	185/65R15	92	H	XL	3PMSF	C	B	B	71	1966331
15	185/60R15	88	H	XL	3PMSF	C	B	B	71	1966317
15	185/55R15	86	H	XL	3PMSF	C	B	B	71	1966332
15	195/65R15	95	V	XL	3PMSF	C	B	B	72	1966333
15	195/60R15	88	H	SL	3PMSF	C	B	B	72	1966320
15	195/55R15	85	H	SL	3PMSF	C	B	B	72	1966319
15	195/50R15	82	H	SL	3PMSF	C	B	B	72	1966318
16	195/55R16	91	V	XL	3PMSF	C	B	B	72	1966334
16	205/60R16	92	H	SL	3PMSF	C	B	B	72	1966322
16	205/55R16	94	V	XL	3PMSF	C	B	B	72	1966321
16	215/65R16	102	V	XL	3PMSF	C	B	B	72	1966327
16	215/60R16	99	V	XL	3PMSF	C	B	B	72	2018469
16	215/55R16	97	V	XL	3PMSF	C	B	B	72	1966323
17	205/50R17	93	W	XL	3PMSF	C	B	B	72	1966335
17	205/45R17	88	V	XL	3PMSF	D	B	B	72	2018470
17	215/65R17	103	V	XL	3PMSF	B	B	B	72	2018471
17	215/60R17	96	V	SL	3PMSF	C	B	B	72	1966329
17	215/55R17	98	W	XL	3PMSF	C	B	B	72	2018472
17	215/50R17	95	W	XL	3PMSF	C	B	B	72	2018473
17	225/65R17	106	V	XL	3PMSF	B	B	B	72	2018474
17	225/55R17	101	V	XL	3PMSF	C	B	B	72	1966326
17	225/50R17	98	V	XL	3PMSF	C	B	B	72	1966325
17	225/45R17	94	V	XL	3PMSF	C	B	B	72	1966324
17	235/65R17	108	V	XL	3PMSF	B	B	B	72	2018475
17	235/55R17	103	V	XL	3PMSF	C	B	B	72	1966328
18	215/55R18	99	V	XL	3PMSF	C	B	B	72	2018476
18	225/55R18	102	V	XL	3PMSF	B	B	B	72	2018478
18	225/40R18	92	Y	XL	3PMSF	D	B	B	72	2018479
18	235/55R18	104	V	XL	3PMSF	C	B	B	72	2018477

Balanced performance

FEATURES & BENEFITS



SAFETY IN CHANGING WEATHER CONDITIONS

Special designed compound which retains the grip characteristics across wide range of temperatures



RELIABLE PERFORMANCE IN WINTER CONDITIONS

Multiple deep sipes ensures firm acceleration and reduced breaking distance



HIGH MILEAGE

All season compound technology



Speed:
T-Y

Inch:
14-18

Series:
40-70



LI Load Capacity Speed Rating XL Extraload Fuel Efficiency Wet Grip Noise Grade Noise (dB)

MAXMILER Pro

THE IDEAL TIRE FOR YOUR COMMERCIAL OPERATIONS



MAXMILER Pro

RIM	EU SIZE	LI		PR					EPREL
12	145R12C	86/84	N	8PR	D	C	B	71	2174211
12	155R12C	88/86	R	8PR	D	C	B	71	2076444
13	165R13C	94/92	R	8PR	D	C	B	71	1965931
13	175R13C	97/95	R	8PR	D	C	B	71	1965932
14	175/65R14C	90/88	T	6PR	D	C	B	71	2076445
14	185R14C	102/100	R	8PR	D	B	B	71	1966130
14	195R14C	106/104	R	8PR	C	B	B	71	1966124
14	205R14C	109/107	P	8PR	C	B	B	71	2076467
15	195/70R15C	104/102	R	8PR	C	B	B	71	2076454
15	205/70R15C	106/104	R	8PR	C	B	B	71	2076456
15	215/70R15C	109/107	S	8PR	C	B	B	71	1966127
15	215/65R15C	104/102	T	6PR	D	B	B	71	2076463
15	225/70R15C	112/110	R	8PR	C	B	B	71	2076460
16	185/75R16C	104/102	T	8PR	C	B	B	71	2076464
16	195/75R16C	107/105	R	8PR	C	B	B	71	1966123
16	195/65R16C	104/102	T	8PR	C	B	B	71	2076466
16	195/60R16C	99/97	H	6PR	D	B	B	71	2076465
16	205/75R16C	113/111	R	10PR	C	B	B	71	1966125
16	205/65R16C	107/105	T	8PR	C	B	B	71	2076455
16	215/75R16C	116/114	R	10PR	C	B	B	71	2076459
16	215/70R16C	108/106	T	6PR	D	B	B	71	2076458
16	215/65R16C	109/107	T	8PR	C	B	B	71	2076457
16	215/60R16C	103/101	H	6PR	D	B	B	71	1966126
16	225/75R16C	121/120	R	10PR	C	B	B	71	2076539
16	225/65R16C	112/110	T	8PR	C	B	B	71	1966128
16	235/65R16C	121/119	R	10PR	C	B	B	71	1966129
17	215/60R17C	109/107	T	8PR	C	B	B	71	2076461
17	235/60R17C	117/115	R	10PR	D	B	B	71	2076462

The reliable high mileage partner

FEATURES & BENEFITS

HIGH MILEAGE
Optimized tread profile and stress resistant compound

TAILORMADE FOR HEAVY DUTY OPERATIONS
Reinforced sidewall construction for severe service conditions

ECONOMIC EFFICIENCY
Durable compounds ensures longer tire operations

Speed: **R-H** Inch: **12-17** Series: **60-75**



LI Load Capacity Speed Rating PR Ply rating Fuel Efficiency Wet Grip Noise Grade Noise (dB)



MAXMILER AllSeason2

BLENDING UNIQUE DRIVING PLEASURE WITH STEADY SAFETY, 365 DAYS A YEAR



MAXMILER AllSeason2

RIM	EU SIZE	LI			3PMSF	PR					EPREL
15	195/70R15C	104/102	T	YES	3PMSF	8PR	D	A	B	71	2076475
15	215/70R15C	109/107	S	YES	3PMSF	8PR	C	A	B	71	1966146
15	215/65R15C	104/102	T	YES	3PMSF	6PR	D	A	B	71	2076476
15	225/70R15C	112/110	S	YES	3PMSF	8PR	C	A	B	71	2076477
16	195/75R16C	110/108	R	YES	3PMSF	10PR	D	A	B	71	2076479
16	195/65R16C	104/102(100)	R(T)	YES	3PMSF	8PR	D	A	B	71	2076478
16	205/75R16C	113/111	R	YES	3PMSF	10PR	D	A	B	71	2076480
16	205/65R16C	107/105	T	YES	3PMSF	8PR	D	A	B	71	1966147
16	215/75R16C	116/114	R	YES	3PMSF	10PR	D	A	B	71	1966149
16	215/65R16C	109/107	T	YES	3PMSF	8PR	C	A	B	71	1966148
16	215/60R16C	103/101	T	YES	3PMSF	6PR	D	A	B	71	2076481
16	225/75R16C	121/120	R	YES	3PMSF	10PR	D	A	B	71	1966151
16	225/65R16C	112/110	R	YES	3PMSF	8PR	C	A	B	71	1966150
16	235/65R16C	121/119	R	YES	3PMSF	10PR	D	A	B	71	1949554
17	215/60R17C	109/107(104)	T(H)	YES	3PMSF	8PR	C	A	B	71	2076482
17	225/55R17C	109/107(104)	T(H)	YES	3PMSF	8PR	C	A	B	71	2076483

High mileage throughout the year

FEATURES & BENEFITS


- HIGH MILEAGE**
Wide tread design
- SUITABLE FOR ALL-SEASON USAGE**
Winter certification (3PMSF) and excellent wet label
- HIGH DURABILITY**
Robust tread block design and sidewall protection system


Speed: **R-T** Inch: **15-16** Series: **65-75**



LI Load Capacity Speed Rating PR Ply rating Fuel Efficiency Wet Grip Noise Grade Noise (dB)

PATTERN OVERVIEW

RIM	EU SIZE	LI SI											
			SportActive 2	Touring Active	SportActive 2 EV	FE2	FE1 City	SportActive RFT	Climate Active	4Seasons	MAXMILER Pro	MAXMILER AllSeason2	
22	275/40R22	107Y	107Y						107Y				
	285/40R22	110Y							110Y				
21	235/45R21	101V		101V									
	255/40R21	102Y		102Y									
	255/45R21	106W		106W									
	265/40R21	105Y		105Y									
	265/45R21	108W		108W									
	275/45R21	110Y	110Y										
	295/35R21	107Y	107Y										
20	215/45R20	95V			95V								
	235/45R20	100V	100V	100V				100V					
	235/50R20	104H			104H			104H					
	235/55R20	102W		102W									
	245/35R20	95Y	95Y										
	245/40R20	99Y	99Y						99Y				
	245/45R20	103W							103W				
		103Y	103Y										
	245/50R20	102V		102V									
	255/35R20	97Y	97Y										
	255/40R20	101Y	101Y						101Y				
	255/45R20	101W								101W			
		105H				105H							
		105W	105W						105W				
	255/50R20	109Y	109Y										
	255/55R20	110W		110W									
	265/45R20	104Y	104Y										
275/35R20	102Y							102Y					
275/40R20	106W							106W					
	106Y	106Y											
275/45R20	110Y	110Y						110Y					
275/50R20	113W		113W										
315/35R20	110W								110W				
19	215/50R19	93T			93T								
		93H						93H					
	225/35R19	88Y	88Y										
	225/40R19	93Y	93Y										
	225/45R19	96W							96W				
		96Y	96Y										
	225/50R19	100V							100V				
	225/55R19	103V		103V									
		103W							103W				
	235/35R19	91Y	91Y						91Y				
235/40R19	96Y	96Y						96Y					

RIM	EU SIZE	LI SI											
			SportActive 2	Touring Active	SportActive 2 EV	FE2	FE1 City	SportActive RFT	Climate Active	4Seasons	MAXMILER Pro	MAXMILER AllSeason2	
19	235/45R19	95V								95V			
		99W							99W				
		99Y	99Y										
	235/50R19	103V	103V										
		103W									103W		
	235/55R19	101V								101V			
		105V			105V								
	245/35R19	105W	105W								105W		
		93Y	93Y										
	245/40R19	98Y	98Y								98Y	98Y	
		98Y									98Y		
	245/45R19	102W									102W		
		102Y	102Y										
	255/35R19	96Y	96Y										
	255/40R19	100Y	100Y										
	255/45R19	104Y									104Y		
		107T											
255/50R19	107W									107W	107W		
	107Y	107Y											
255/55R19	111Y	111Y											
275/35R19	96Y								96Y				
275/40R19	105Y	105Y											
18	215/50R18	92W						92W			92W		
	215/55R18	99V						99V			99V	99V	
	225/40R18	92W									92W		
		92Y	92Y								92Y	92Y	
	225/45R18	95W									95W		
		95Y	95Y								95Y		
	225/50R18	95W									95W		
		99W							99W		99W		
	225/55R18	98V							98V				
		102V								102V	102V		
	225/60R18	102W							102W				
		100V							100V				
	235/40R18	104W									104W		
		95Y	95Y										
235/45R18	98W	98W											
	98Y	98Y							98Y				
235/50R18	97V									97V			
	101V									101V			
	101Y												
235/55R18	104V							104V		104V			
235/60R18	107W								107W				

PATTERN OVERVIEW

RIM	EU SIZE	LI SI																					
			SportActive 2	Touring Active	SportActive 2 EV	FE2	FE1 City	SportActive RFT	Climate Active	4Seasons	MAXMILER Pro	MAXMILER AllSeason2											
18	245/35R18	92Y	92Y																				
	245/40R18	97W								97W													
		97Y	97Y																				
	245/45R18	100Y	100Y							100Y	100Y												
	245/50R18	100W								100W													
		100Y		100Y																			
	255/35R18	94Y	94Y																				
	255/40R18	95W								95W													
	255/45R18	103W	103W																				
	255/55R18	109W								109W													
109Y		109Y																					
255/60R18	112V	112V																					
275/40R18	99Y								99Y														
17	205/40R17	84V								84V													
		84W	84W																				
	205/45R17	88V									88V	88V											
		88W								88W													
		88Y	88Y																				
	205/50R17	93W					93W			93W	93W												
	205/55R17	95W					95W			95W													
	215/40R17	87W	87W																				
	215/45R17	91Y	91Y																				
	215/50R17	95W						95W				95W											
		94W						94W															
	215/55R17	98W									98W	98W											
		96H						96H															
	215/60R17	96V										96V											
		109/107T											109/107T										
	215/60R17C	109/107(104)T(H)																				109/107(104)T(H)	
		99V						99V															
215/65R17	103V									103V	103V												
	91W									91W													
225/45R17	94V										94V												
	94Y	94Y								94Y													
225/50R17	98V										98V												
	98W									98W	98W												
	98Y						98Y																
225/55R17	97W									97W													
	101V										101V												
225/55R17C	101Y						101Y																
	109/107(104)T(H)																				109/107(104)T(H)		
225/60R17	99V						99V																
	103V									103V													

RIM	EU SIZE	LI SI																					
			SportActive 2	Touring Active	SportActive 2 EV	FE2	FE1 City	SportActive RFT	Climate Active	4Seasons	MAXMILER Pro	MAXMILER AllSeason2											
17	225/65R17	102V																					
		106V									106V	106V											
	235/45R17	97Y	97Y																				
		99V									99V												
	235/55R17	103V																					
		103Y									103Y												
	235/60R17C	117/115R																			117/115R		
	235/65R17	108V									108V										108V	108V	
245/45R17	99W	99W																					
16	185/55R16	87V											87V										
	185/75R16C	104/102T																			104/102T		
	195/45R16	84V	84V																				
		87H																					
	195/55R16	91V												91V	91V								
		89H																					
	195/60R16	93V												93V									
		99/97H																				99/97H	
	195/65R16C	104/102T																				104/102T	
		104/102(100)R(T)																					104/102(100)R(T)
	195/75R16C	107/105R																				107/105R	
		110/108R																					110/108R
	205/45R16	87W	87W																				
		91H																					
	205/55R16	91V																					
91W																							
94V														94V	94V								
92H																					92H		
205/60R16	96H													96H									
	96V																						
205/65R16C	107/105T																				107/105T	107/105T	
205/75R16C	113/111R																				113/111R	113/111R	
215/45R16	90V	90V																					
215/55R16	97V																						
	97W													97W									
215/60R16	99V																				99V		
	103/101T																					103/101T	
215/60R16C	103/101H																					103/101H	
	98H																						
215/65R16	102V																						
	102V													102V	102V								
215/65R16C	109/107T																				109/107T	109/107T	
215/70R16	100H													100H									
215/70R16C	108/106T																				108/106T		
215/75R16C	116/114R																				116/114R	116/114R	



Giti Tire Deutschland GmbH
Hollerithallee 18a
30419 Hannover
Telefon: +49 (0) 511-5153 56-0
Fax: +49 (0) 511-5153 56-10
E-Mail: info@eu.giti.com



DISCLAIMER

The information contained in this catalogue is for general information purposes only. Every effort has been made to ensure the product information provided is accurate and up to date at time of printing. We reserve the right to change ranges, descriptions, modify, or substitute products without notice. Giti cannot be held liable for any loss or damage including without limitation, indirect or consequential loss or damage, or any loss or damage whatsoever arising from loss of data or profits arising out of, or in connection with, the use of this catalogue.

www.gtrradial.eu